

National Weather Service Weather Forecast Office
Chicago, IL

Impressive Chicago Snow Stats for the Past Week

What a Snowy Week it Was in Chicago!


January 29th – February 4th 2015

Date	Total
1/29	0.1"
1/30	0.0"
1/31	1.3"
2/1	16.2"
2/2	1.8"
2/3	1.6"
2/4	0.3"
Snow Total for Week	21.3" 8th snowiest week on record in Chicago!




Additional Stats:

- With 19.9" of snow through 2/4, Feb. 2015 is already the **10th snowiest February on record** in Chicago.
- Through February 4th, 36.7" of snow have been observed in Chicago for the 2014-15 snowfall season (Fall-Spring). 36.7" is the normal snowfall for the entire snowfall season in Chicago for the 1981-2010 climate normal period.

Therefore, after not having any measurable snow this past December for only the 3rd time on record, Chicago is now very likely to have an above normal snowfall season!



NWS Chicago weather.gov/Chicago
mobile.weather.gov
February 4, 2015



PUBLIC INFORMATION STATEMENT
NATIONAL WEATHER SERVICE CHICAGO IL
419 PM CST WED FEB 4 2015 /519 PM EST WED FEB 4 2015/

****CHICAGO LIKELY TO HAVE ABOVE NORMAL SNOW SEASON AFTER SLOW START****

CHICAGO-O`HARE PICKED UP 0.3 INCHES OF SNOW ON FEBRUARY 4TH. THIS BRINGS THE 2014-2015 SNOWFALL SEASON (FALL-SPRING) SNOW TOTAL AT O`HARE TO **36.7 INCHES**. INTERESTINGLY ENOUGH...36.7 INCHES IS THE NORMAL SNOWFALL FOR THE ENTIRE SNOWFALL SEASON IN CHICAGO FOR THE 1981-2010 CLIMATE NORMAL PERIOD.

THEREFORE...AFTER NOT HAVING ANY MEASURABLE SNOW THIS PAST DECEMBER FOR ONLY THE THIRD TIME ON RECORD...CHICAGO IS VERY LIKELY TO HAVE AN ABOVE NORMAL 2014-15 SNOWFALL SEASON. NOT ONLY DID THE WINTER STORM OF JANUARY 31-FEBRUARY 2 HELP TOWARD THIS...BUT OVER HALF OF THE PAST 32 DAYS...17 IN FACT...HAVE HAD MEASURABLE SNOW.

****ALREADY THE 10TH SNOWIEST FEBRUARY ON RECORD IN CHICAGO****

WITH 19.9 INCHES THROUGH FEBRUARY 4TH INCLUDING THE 0.3 INCHES THAT FELL TODAY...THIS FEBRUARY IS ALREADY THE 10TH SNOWIEST FEBRUARY ON RECORD IN CHICAGO.

RANK	SNOWFALL	YEAR

1.	29.0 IN.	2011
2.	27.8 IN.	1896
3.	26.2 IN.	1994
4.	22.6 IN.	1900
5.	22.5 IN.	2010
	22.5 IN.	1967
7.	21.8 IN.	2008
8.	21.1 IN.	1901
9.	20.3 IN.	2007
10.	19.9 IN.	2015*

* THROUGH FEBRUARY 4 2015

****8TH SNOWIEST WEEK ON RECORD IN CHICAGO****

FROM JANUARY 29TH THROUGH FEBRUARY 4TH...CHICAGO RECEIVED 21.3 INCHES OF SNOW. THIS MADE IT THE 8TH SNOWIEST WEEK ON RECORD IN THE CITY.

RANK	SNOWFALL	WEEK

1.	29.9 IN.	JAN 25-FEB 1 1967
2.	26.0 IN.	FEB 1-7 2011
3.	25.6 IN.	JAN 11-17 1979
4.	24.8 IN.	JAN 6-12 1918
5.	23.6 IN.	JAN 1-7 1999
6.	23.2 IN.	DEC 14-20 1951
7.	23.1 IN.	DEC 30 2013-JAN 5 2014
8.	21.3 IN.	JAN 29-FEB 4 2015
9.	20.9 IN.	MAR 28-APR 3 1926
10.	20.4 IN.	DEC 13-19 1973