



PAGE #2	Feb 2023		West Henrico Co. - Glen Allen Weather Center 37.65537° N. 77.5693° W. - Koontz																
20	21	22	23	24	25	26	27	28	29	30	31	32	33	34	35	36	37	38	
Feb 2023	2nd PERIOD		RUN	WIND MAX.	TIME	REL. HUMIDITY		BAROMETRIC PRESSURE				GLAZE	SLEET	SNOW	FOG		DEW	FROST	
	START	END				MAX.	MIN.	MAX.	MIN.	AVE.	CHANGE								
Feb-01			70.2	16	10:24	97	66	30.35	30.15	30.25	0.08						P		
Feb-02			39.8	14	22:04	94	82	30.33	29.97	30.15	-0.10			1			P		
Feb-03			119.2	24	15:22	94	34	30.54	29.97	30.26	0.11						N		
Feb-04			93.1	16	14:31	58	31	30.71	30.51	30.61	0.36						N		
Feb-05			151.6	31	15:12	95	35	30.44	30.06	30.25	-0.36						N		
Feb-06			79.3	19	13:05	96	47	30.30	29.96	30.13	-0.12						4		
Feb-07			74.3	16	13:09	95	47	30.41	30.17	30.29	0.16							4	
Feb-08			67.2	12	0:08	74	40	30.29	30.15	30.22	-0.07						N		
Feb-09			149.9	28	12:56	76	49	30.28	29.91	30.10	-0.13						N		
Feb-10			105.7	23	1:14	82	36	30.20	29.90	30.05	-0.05						N		
Feb-11			58.3	19	9:25	77	34	30.37	30.11	30.24	0.19						N		
Feb-12			148.7	24	13:57	96	53	30.27	29.66	29.97	-0.28		1				N		
Feb-13			80.1	17	0:23	97	28	29.87	29.66	29.77	-0.20						N		
Feb-14			53.3	14	14:05	90	32	30.19	29.87	30.03	0.27							1	
Feb-15			145.7	31	13:39	76	40	30.17	30.01	30.09	0.06						N		
Feb-16			124.9	28	13:28	83	57	30.08	29.91	30.00	-0.10						N		
Feb-17			132.6	24	13:59	95	64	30.18	29.63	29.91	-0.09						P		
Feb-18			60.4	11	2:55	81	38	30.49	30.18	30.34	0.43							2	
Feb-19			160.9	30	17:09	84	31	30.42	29.99	30.21	-0.13						N		
Feb-20			115.9	21	15:12	88	51	30.00	29.74	29.87	-0.34						N		
Feb-21			75.4	28	13:11	91	25	29.94	29.61	29.78	-0.09						P		
Feb-22			65.1	20	11:45	84	52	30.15	29.84	30.00	0.22						N		
Feb-23			138.2	24	3:16	89	39	30.02	29.80	29.91	-0.08						N		
Feb-24			113.8	23	10:30	83	15	30.51	29.98	30.25	0.34						N		
Feb-25			37.4	12	9:43	95	43	30.50	30.16	30.33	0.08							1	
Feb-26			62.0	19	14:13	95	67	30.16	29.87	30.02	-0.31						P		
Feb-27	1730	2100	66.1	20	16:19	98	56	30.01	29.48	29.75	-0.27							2	
Feb-28			43.5	13	16:08	99	61	29.98	29.50	29.74	0.00				3		P		
TOTAL NUMBER			2632.6	577		2462	1253	847.16	837.75	842.46	DAYS	0	1	1	1	0	1	5	
	Feb. Wind Run		28	28	28	28	28	28	28	28	Normal	1.0	1.5	3.7	2.0	0.5	3.2	8.4	
	AVERAGE Total		2632.6	94.0	20.6	11:41	87.9	44.8	30.26	29.92	30.09	Depart.	-1.0	-0.5	-2.7	-1.0	-0.5	-2.2	-3.4
	NORMALS Miles		2130.7	70.13	19.68		86.15	43.65	30.22	29.94	30.08	Rating ▶	0	1	1	3	0	4	10
	Departures Miles		501.9	23.9	0.9		1.8	1.1	0.03	-0.02	0.01	Intensity							
MAXIMUM DATES		Dates	160.9	31	S ,SW	99	82	30.71	30.51	30.61	0.43	GLAZE	SLEET	SNOW	FOG		Dew	Frost	
		1	Feb-19	Feb-05	1512	Feb-28	Feb-02	Feb-04	Feb-04	Feb-04	Feb-18								
		2		Feb-15	13:39														
		3																	
MINIMUM DATES		Dates	37.4	11	Ave. Max.	58	15	29.87	29.48	29.74	-0.36								
		1	Feb-25	Feb-18	37.8	Feb-04	Feb-24	Feb-13	Feb-27	Feb-28	Feb-05								
		2			Dep. -6.8														
Days Min. <=32 °F		10	MIN.	≤ 75	≤ 70	≤ 65	≤ 60	≤ 55	≤ 50	≤ 45	≤ 40	≤ 35	≤ 30	≤ 25	≤ 20	≤ 15	≤ 10		
Days Min >=70°F		0	Days	28	28	28	28	27	26	21	17	13	7	3	1	1	0		

PAGE #3		West Henrico Co. - Glen Allen Weather Center 37.65537° N. 77.5693° W. - Koontz	
39		40	
Feb 2023	REMARKS FOR THE MONTH February - 2023		
Feb-01	A CLOUDY AND BREEZY, CHILLY DAY		
Feb-02	SNOW STARTED ABOUT 0640 AND MAX. SNOW DEPTH WAS 0.4 INCHES AT 0840 - ALL SNOW WAS MELTED BY 1055		
Feb-03			
Feb-04	LOW RH OF 58% AND A LOW DEW POINT OF 3 degrees F YIELDED NO FROST - AIR TOO DRY-CLEAR ALL DAY EXCEPT FEW THIN CIRRUS		
Feb-05	LOW RH WAS 58% AGAIN AND NO FROST-HIGH WIND GUST OF 31 MPH TODAY		
Feb-06	CLEAR 0700-0850 THEN CLOUDY TO 1300 FOLLOWED BY PC TO 1440 THEN CLEAR AGAIN		
Feb-07	AM CIRRUS CUT SOLAR RADIATION BY APPROX. 50% AND PM WAS CLOUDY-FIRST DAFFODIL BLOOMED-EARLIEST I EVER REMEMBER DAFFODILS BLOOMING		
Feb-08	A BEAUTIFUL SPRING DAY IN FEB. A LOT OF AM CIRRUS-PM MOSTLY CLEAR		
Feb-09	A LITTLE SUN PASSING THROUGH CLOUDS BUT A CLOUDY DAY		
Feb-10	WINDY NIGHT NO DEW AND VERY WARM FOR FEB. - SUN THROUGH CIRRUS MOST OF DAY		
Feb-11			
Feb-12	RAIN SLEET MIXED EARLY ON 12TH-SLEET OBSERVED IN VALLEY ON HOUSE ROOF		
Feb-13	AM WAS ABOUT 65% CLOUDY AND PM WAS CLOUDY		
Feb-14	CLOUDS CAME IN AT 1620 TOO LATE TO MAKE FOR A PC PM		
Feb-15	NO DEW BECAUSE OF A WINDY NIGHT AND CLOUDY-CLOUDS DECREASED STARTING AT 1230		
Feb-16	LOW REL. HUMIDITY FOR EARLY MORNING OF 76% AND CLOUDY ALL DAY		
Feb-17	CLOUDY ALL DAY		
Feb-18	CLEAR ALL DAY BUT MUCH COLDER		
Feb-19	AM REL. HUMIDITY 68% NO DEW		
Feb-20			
Feb-21	BOTH AM AND PM WERE MOSTLY CLEAR-AM EST. 45% CLOUDY AND PM EST. 40% CLOUDY		
Feb-22	AM RH 76% WITH NO DEW		
Feb-23	24 MPH NIGHT WIND CAUSING NO DEW-CLEAR ONLY 1545-1730 NO ENOUGH FOR PC-TIED ALL TIME RECORD HIGHT AT AIRPORT FOR MONTH OF FEB.-ORNAMENTAL PEAR TREES		
Feb-24	CLEAR FROM 0900-1230		
Feb-25	AM REL. HUMIDITY 73% JUST A LITTLE DEW ON SKY MIRROR-NO SUN AFTER 0800		
Feb-26	AM NO SUN-PM CLEARING STARTED AT 1350 BUT NOT TOTALLY CLEAR UNTIL 1600		
Feb-27	FROST WHITENED ROOFS-NO SUN ALL DAY AFTER 0700		
Feb-28	A CLOUDY AM FOLLOWED BY A VERY SUNNY PM-FOG CLEARED AT 0930.		
DATE	EXTENSION OF LENGTHY DAILY REMARKS		
Feb-23	STARTED BLOOMING TODAY AND IN FULL BLOOM BY THE PM		
	OTHER PLANTS BLOOMING THIS MONTH - PLANTS SHOWING WARMTH OF EXCEEDINGLY WARM FEB. CHERRY TREES, MAPLE TREES, CROCUS, HYACINTHS, FLOWERING MAGNOLIA TREES, STAR MAGNOLIA,QUINCE, WILLOW GREENING, PEACH TREE		
	The daily records for the month are listed on page # 4 and not found in the remarks.		
	The link below explains how observations are taken at the Glen Allen Weather Station - Note the Numbers match the column numbers on the Observation Sheet		
	_Rules for making Observations in 2023		

Feb
2023

The Springfield Park Station had 12 Records or Record Ties in FEBRUARY 2023

1

2

The daily temperature range on the 2nd was 7.5&deg;F, a new 14-year LOW daily temperature range record for the date - the old record was 9.4&deg;F in 2021.

3

4

The minimum temperature on the 4th was 14.9&deg;F, a new 14-year LOW daily minimum temperature record for the date - the old record was 18.6&deg;F in 2017.

5

6

7

8

9

The maximum temperature on the 9th was 73.9&deg;F, a new 14-year daily HIGH maximum temperature record for the date - the old record was 60.6&deg;F in 2021.

The minimum temperature on the 9th was 49.9&deg;F, a new 14-year warm daily minimum temperature record for the date - the old record was 33.7&deg;F in 2015.

10

The maximum temperature on the 10th was 71.2&deg;F, a new 14-year daily HIGH maximum temperature record for the date - the old record was 70&deg;F in 2009.

The minimum temperature on the 10th was 45.6&deg;F, a new 14-year warm daily minimum temperature record for the date - the old record was 42&deg;F in 2009.

11

12

13

14

The daily temperature range on the 14th was 33&deg;F, a new 14-year HIGH daily temperature range record for the date - the old record was 30&deg;F in 2019.

15

16

The maximum temperature on the 16th was 75.1&deg;F, a new 14-year daily HIGH maximum temperature record for the date - the old record was 66.9&deg;F in 2018.

The minimum temperature on the 16th was 56.7&deg;F, a new 14-year warm daily minimum temperature record for the date - the old record was 42.2&deg;F in 2018.

17

18

19

20

21

22

23

The minimum temperature on the 23rd was 53.5&deg;F, a new 14-year warm daily minimum temperature record for the date - the old record was 52.1&deg;F in 2017.

The maximum temperature on the 23rd was 82.6&deg;F, a new 14-year daily HIGH maximum temperature record for the date - the old record was 76.3&deg;F in 2017.

24

25

The maximum temperature on the 25th was 44.1&deg;F, a new 14-year cold daily maximum temperature record for the date - the old record was 45&deg;F in 2014.

26

27

28

Springfield Park, Glen Allen February 2023

The mean temp. this month was 48.6 F, a departure of 6.9 F. The average max. was 59.8 F, a 7.5 F departure. The ave. minimum temperature this month was 37.4 F which was a 16.3 F departure. February's mean temperature made it the 2nd warmest February on record; only 2017 was warmer.

The 2.49 inches of precipitation makes this February the 6th driest on record with a departure of -0.60 inches. The 1.45 inches of precip. in a calendar day on the 12th was the 3rd highest on record for Feb. This month was also the 2nd cloudiest February on record. The average temperature range was 22.4 F, a departure of 1.2 F, which was the 6th highest temp. range on record for February.

The maximum wind gust during February was 31 mph occurring on February 5th and 15th. The wind run for the month was 2632.6 miles the highest on record for February. The average daily wind run was 94.0 miles also a record for Feb. The highest barometer recorded for the month was 30.71 inches on the 4th and the 5th highest for Feb. Springfield Park had only 0.4 inches of snow in February giving a -3.2-inch departure. **Springfield Park had 12 daily records for the 14-year period.**

Winter Season December, January, February 2022-2023											
Month	TEMPERATURE °F					PRECIPITATION Inches			SNOWFALL inches		
	Max.	Min.	Mean	14Yr.Ave.	Dep.	Actual	14Yr.Ave.	Dep.	Actual	14Yr.Ave.	Dep.
Dec.	49.6	29.7	39.7	42.8	-3.1	5.22	4.05	1.17	0	3.0	-3.0
JAN	54.6	35.3	45.0	37.5	7.4	2.93	3.43	-0.50	T	5.1	5.1
FEB	59.8	37.4	48.6	41.7	6.9	2.49	3.09	-0.60	0.4	3.6	-3.2
SUM	164.0	102.4	133.2	122.0	11.2	10.64	10.56	0.08	0.4	11.7	-11.3
AVE.	54.7	34.1	44.4	40.7	3.7	3.55	3.52	0.03	0.1	3.9	-3.8

This was the 2nd warmest February at Springfield Park and 2nd warmest winter at Springfield Park

Richmond International Airport

The mean temp. this month was 48.8 F, a departure of 7.0 F, and the average max. was 60.2 F, a 8.6 F departure. The ave. minimum temperature this month was 35.9 F which was a 7.1 F departure. February's mean temperature made it the 3rd warmest Feb. The warmest day was on the 23rd with an 83 F as the daily mean was 64.5. The coldest was Feb. 4th. The lowest max. temp. for the month was 40 F on the 14th. There were 9 days below freezing.

The total precipitation for February was 2.10 inches with a deficit of -0.51 inches which tied for the 37rd wettest February since 1887. The Airport had 7 days with precip. and no measurable snow with only a trace of snow on the 2nd. February had a negative 2.2-inch snowfall departure.

The Richmond Airport had 3 daily records for high max. temps. and 3 high daily mean records but Wakefield doesn't keep records for daily high means.

RICHMOND INT. AIRPORT WINTER SEASON Dec, Jan, Feb									
Winter Season Months	Mean Temp. °F	30 - YR Ave. °F	Temp. Dep. °F	Total Prec. Inches	30 - YR Ave. Inches	Prec. Dep. Inches	Total Snow Inches	30 - YR Ave. Inches	Snow Dep. Inches
DEC	40.6	41.8	-1.2	4.52	3.51	1.01	0.0	1.8	-1.8
JAN	46.2	38.3	7.9	2.82	3.23	-0.41	T	3.7	-3.7
FEB	48.8	41.0	7.8	2.10	2.61	-0.51	T	2.2	-2.2
SUM	135.5	121.1	14.4	9.44	9.35	0.09	0.0	7.7	-7.7
AVE	45.2	40.4	4.8	3.15	3.12	0.03	0.0	2.6	-2.6

This was the 3rd warmest February for Richmond and 3rd warmest winter; only 2017 and 1890 were warmer.

Record High Daily Max Temps. — 3

Feb 09th 74°F Tied the record set in 1894

Feb 23rd 83°F New Record - The old record was 75°F in 1925, 1985, 2017.

Feb 23rd 83°F Tied the record set in 1930, 1932 - - Highest Feb. Temp. on record

Record High Daily Mean— 3

Feb 09th 61.0°F New Record - The old record was 60.0 in 1949.

Feb 16th 65.5°F New Record - The old record was 64.5 in 1990.

Feb 23rd 65.5°F New Record - The old record was 64.5 in 1922, 1925.

ACON - VA/NC/SC

The Atlantic Coast Observer Network: Virginia, North Carolina, South Carolina

February 2023

Station summary of Climatological Data

Observer: Lowell L. Koontz Acon Station ID: West Henrico - Glen Allen, VA

Observation Times: Temps Recorded 2400 Precipitation Recorded 2400

TEMPERATURE °F

A	MEAN MAXIMUM	59.78
B	MEAN MINIMUM	37.37
C	MEAN MONTHLY	48.57
C1	MEAN TEMP DEP.	6.9
D	MAXIMUM	82.6
E	DATE(s) OF MAX.	Feb-23
F	MINIMUM	14.9
G	DATE(s) OF MIN.	Feb-04
H	# DAYS MAX. > = 90°	0
I	# MAX. < = 32°	0
J	MIN. < = 32°	10
K	MIN. < = 0°	0
K1	AVE RELATIVE HUMIDITY	66.3

WIND MPH

L	MAX. GUST	31
M	DIRECT. OF GUST	S ,SW
N	DATE	Feb 5, 15
	TIME	1512, 1339

NUMBER DAYS WITH -

O	THUNDER	0
P	HAIL	0
Q	GLAZE	0
R	ICE PELLETS (SLEET)	1
R1	DENSE FOG < = 1/4 MILE	1

PRECIPITATION INCHES

T	MONTH TOTAL	2.49
U	CALENDAR DAY MAX.	1.45
U1	DATE OF MAX.	Feb-12
V	24-HR. PERIOD MAX.	1.53
V1	DATE(s) OF MAX. PD.	Feb 12, 13
W	# DAYS > = 0.01"	9
X	# DAYS > = 1.00"	1
Y	YR. TO DATE TOT.	5.42
	MAX. 1 HR. PRECIP.	0.28
	MAX. 5 MIN PRECIP.	0.06

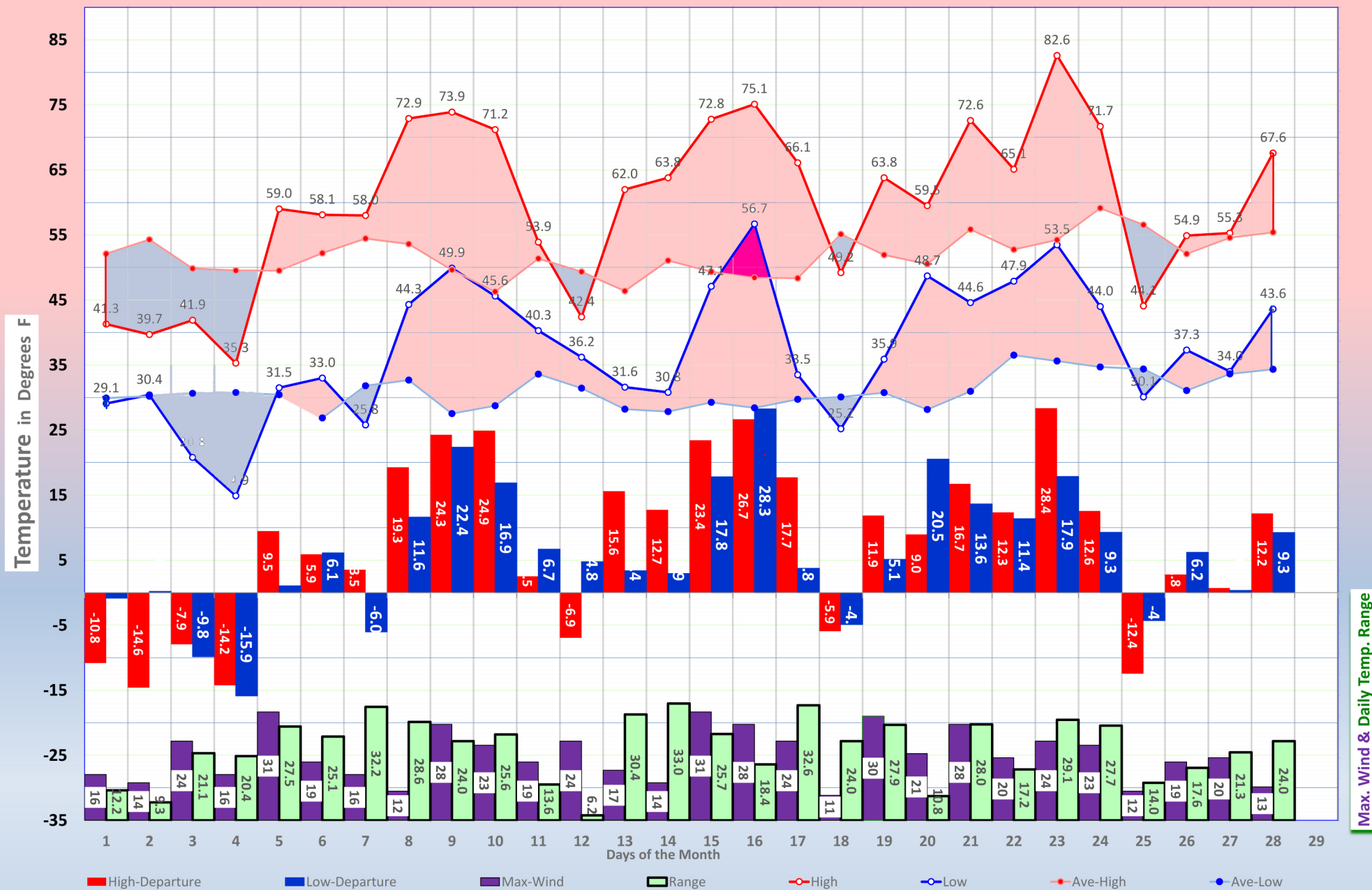
SNOWFALL INCHES

Z	DAILY MAXIMUM	0.4
1	DATE OF MAX.	Feb-02
2	DAYS= > TRACE	1
3	DAYS > = 1.0"	0
4	MONTHLY TOTAL	0.4
5	2022- 2023 SEASON'S TOT.	0.4

BAROMETER

6	MAXIMUM	30.71
6A	DATE	Feb-04
7	MINIMUM	29.48
7A	DATE	Feb-27
8	AVE. MONTHLY PRESSURE	30.09
CWA	NWS COUNTY WARNING AREA	Henrico

SPRINGFIELD PARK'S FEBRUARY TEMPERATURE & WIND GRAPH



The Richmond International Airport

FEBRUARY TEMPERATURE GRAPH

