



PAGE #1		Apr 2023 West Henrico Co. - Glen Allen Weather Center 37.65537° N. 77.56929° W. - Koontz																	
1	2	3	4	5	6	7	8	9	10	11	12	13	14	15	16	17	18	19	
Apr 2023	Week Day	MAX.	TEMPERATURE °F			TEMPERATURE °F				SKY		PRECIPITATION			FROZ. PRECIP.		1st PERIOD		
			Time	MIN.	Time	RANGE	MEAN	CHANGE	SOIL	AM	PM	Liquid	1 Hr.	5 Min.	NEW	GROUND	START	END	
Apr-01	Sat	76.2	15:38	54.1	23:59	22.1	65.2	14.3	54	2	2	0.48	0.31	0.18			0010	0015	
Apr-02	Sun	63.7	15:30	38.8	07:10	24.9	51.3	-13.9	55	0	0								
Apr-03	Mon	73.1	14:48	43.0	06:19	30.1	58.1	6.8	55	1	2								
Apr-04	Tue	82.5	15:08	56.5	07:12	26.0	69.5	11.5	56	0	0								
Apr-05	Wed	85.7	14:50	61.2	06:39	24.5	73.5	4.0	58	0	1								
Apr-06	Thu	87.9	14:39	61.3	23:48	26.6	74.6	1.1	60	2	2	0.36	0.27	0.07			1840	2400	
Apr-07	Fri	61.5	0:03	43.2	23:43	18.3	52.4	-22.3	61	2	2	0.33	0.19	0.02			0955	1935	
Apr-08	Sat	52.3	10:22	42.3	05:36	10.0	47.3	-5.1	58	2	2								
Apr-09	Sun	60.0	14:07	34.8	06:27	25.2	47.4	0.1	56	0	0								
Apr-10	Mon	64.2	15:18	31.6	07:01	32.6	47.9	0.5	56	0	0								
Apr-11	Tue	76.1	14:44	37.5	06:51	38.6	56.8	8.9	56	0	0								
Apr-12	Wed	83.2	15:03	48.6	07:06	34.6	65.9	9.1	57	0	0								
Apr-13	Thu	87.4	14:19	49.9	06:53	37.5	68.7	2.8	59	0	0								
Apr-14	Fri	76.8	13:47	59.4	06:20	17.4	68.1	-0.6	60	2	2	0.21	0.19	0.03			1445	1650	
Apr-15	Sat	80.4	14:53	59.1	05:15	21.3	69.8	1.7	60	2	2	0.02	0.02	0.01			0300	0325	
Apr-16	Sun	83.2	13:04	55.1	06:30	28.1	69.2	-0.6	62	1	2	T	T	T			1425	1455	
Apr-17	Mon	69.2	14:50	52.0	22:57	17.2	60.6	-8.6	62	1	2								
Apr-18	Tue	76.9	17:01	39.6	06:21	37.3	58.3	-2.4	62	0	0								
Apr-19	Wed	78.2	17:01	42.4	06:41	35.8	60.3	2.1	61	0	0								
Apr-20	Thu	88.8	14:51	54.4	06:11	34.4	71.6	11.3	62	1	0								
Apr-21	Fri	87.4	13:55	57.5	06:09	29.9	72.5	0.9	63	0	0								
Apr-22	Sat	71.6	11:30	55.3	23:53	16.3	63.5	-9.0	64	2	2	0.36	0.31	0.07			1255	1550	
Apr-23	Sun	70.1	13:04	44.7	06:33	25.4	57.4	-6.1	62	0	1								
Apr-24	Mon	64.3	15:27	45.7	07:17	18.6	55.0	-2.4	62	1	1	T	T	T			0017	0020	
Apr-25	Tue	64.4	14:28	37.6	05:46	26.8	51.0	-4.0	61	2	2								
Apr-26	Wed	69.6	13:31	39.3	06:20	30.3	54.5	3.5	61	0	2								
Apr-27	Thu	74.3	15:19	48.6	05:18	25.7	61.5	7.0	61	1	2	T	T	T			2310	2400	
Apr-28	Fri	64.3	16:33	53.7	23:56	10.6	59.0	-2.5	62	2	2	2.01	0.49	0.05			0001	1545	
Apr-29	Sat	75.2	15:26	51.5	04:33	23.7	63.4	4.4	61	2	2								
Apr-30	Sun	69.1	14:21	51.8	23:31	17.3	60.5	-2.9	63	2	2	0.56	0.22	0.08			0250	0255	
TOTAL NUMBER AVERAGE NORMALS DEPARTURES		2217.6		1450.5		767.1	1834.1	9.6	1790	28.0	35.0	4.33	2.00	0.51	0	0	Col.26-27		
		30	30	30	30	30	30	30	30	30	30	8	8	8	0	0	DAILY AVE RH		
		73.92	14:07	48.35	10:24	25.57	61.14	0.32	59.67	0.93	1.17	Ave. Tot.	Ave. Max	Ave. Max	Ave.Tot.	Ave.Days	66.5	Percent	
		70.78		47.06		19.87	58.92		57.74	1.13	1.13	3.27	0.47	0.14	0.0	0.0	64.4	Percent	
		3.14		1.29		5.7	2.21		1.9	-0.19	0.04	1.06	0.02	0.04	0.0	0.0	2.1	Percent	
Max. Temps. >= 70°F		88.8	Ave.HighMax	61.3	Ave.HighMin	38.6	74.6	14.3	64	Whole Day		2.01	0.49	0.18	0	0.0	Precip	24 Hr.	
2023 20		Apr-20	87.4	Apr-06	65.5	Apr-11	Apr-06	Apr-01	Apr-22	Ave.Sky	1.05	Apr-28	Apr-28	Apr-01			Amount	2.01	
Ave. 17.5			Dep.		Dep.					Normal	1.03						Date	04-28	
Departure 2.5			1.5		-4.2					Depart.	0.02						Date		
Min. Temps. <= 32°F		52.3	Ave.LowMax	31.6	Ave.LowMin	10	47.3	-22.3	54	SKY	AM	PM	>= 0.10	INCHES	>= 1.00	INCHES	>= 2.00	INCHES	
2023 1		Apr-08	51.2	Apr-10	30.3	Apr-08	Apr-08	Apr-07	Apr-01	CLEAR	13	11	7	DAYS	1	DAYS	1	DAYS	
Ave. 1.6			Dep.		Dep.					P.CLO.	6	3	Hottest	74.6	Highest	Lowest	Coollest		
Departure -0.6			1.1		1.3					CLO.	11	16	DAY	4-06	Mean	Mean	DAY	4-08	
Days Max. <=32 °F		0	MAX.			>=95	>= 90	>= 85	>= 80	>= 75	>= 70	>= 65	>= 60	>= 55	>= 50	>= 45	>= 40	>= 35	
Days Max. >=90°F		0	DAYS			0	0	5	9	15	20	22	29	29	30	30	30	30	

PAGE #2		Apr 2023 West Henrico Co. - Glen Allen Weather Center 37.65537° N. 77.56929° W. - Koontz																		
		20	21	22	23	24	25	26	27	28	29	30	31	32	33	34	35	36	37	38
Apr 2023	2nd PERIOD		WIND			REL. HUMIDITY		BAROMETRIC PRESSURE				GLAZE	SLEET	SNOW	FOG		DEW	FROST		
	START	END	RUN	MAX.	TIME	MAX.	MIN.	MAX.	MIN.	AVE.	CHANGE									
Apr-01	0750	1215	228.6	37	16:13	94	49	30.00	29.41	29.71	-0.53					2	P			
Apr-02			73.6	22	01:43	80	39	30.11	29.74	29.93	0.22						P			
Apr-03			115.3	23	17:38	84	44	30.16	30.11	30.14	0.21						1			
Apr-04			79.7	17	16:17	81	45	30.07	29.98	30.03	-0.11						N			
Apr-05			127.2	27	17:22	92	49	30.14	30.04	30.09	0.07						3			
Apr-06			110.2	20	18:39	94	57	30.27	30.06	30.17	0.07					1	2			
Apr-07			86.0	18	03:38	95	49	30.46	30.25	30.36	0.19						P			
Apr-08			86.2	17	09:30	96	49	30.50	30.40	30.45	0.09						P			
Apr-09			97.7	19	09:31	91	29	30.50	30.39	30.45	0.00						2	T		
Apr-10			47.1	13	12:36	95	29	30.53	30.39	30.46	0.02							3		
Apr-11			70.0	14	16:10	81	21	30.40	30.12	30.26	-0.20						1			
Apr-12			65.1	15	16:03	77	24	30.13	29.95	30.04	-0.22						N			
Apr-13			64.0	16	17:38	78	25	30.04	29.91	29.98	-0.06						1			
Apr-14			88.0	15	05:19	95	50	29.99	29.87	29.93	-0.05					1	1			
Apr-15	1930	2045	59.4	21	14:47	98	51	29.92	29.83	29.88	-0.05						P			
Apr-16	1715	1805	73.3	20	14:27	97	46	30.15	29.81	29.98	0.10						P			
Apr-17			86.3	25	12:36	89	35	29.79	29.65	29.72	-0.26						P			
Apr-18			83.6	28	12:47	94	16	29.95	29.78	29.87	0.15						3			
Apr-19			41.8	12	14:48	87	33	30.16	29.96	30.06	0.20						2			
Apr-20			63.1	12	17:41	91	27	30.18	30.06	30.12	0.06						3			
Apr-21			123.9	26	13:09	83	32	30.08	29.90	29.99	-0.13						1			
Apr-22	1800	0830	102.5	25	11:42	96	52	29.90	29.76	29.83	-0.16					1	N			
Apr-23			63.1	18	21:33	98	34	30.07	29.86	29.97	0.14						P			
Apr-24			85.0	20	01:02	81	34	30.15	30.04	30.10	0.13						N			
Apr-25			50.4	15	11:39	86	37	30.24	30.15	30.20	0.10						2			
Apr-26			59.7	16	16:33	96	44	30.22	30.10	30.16	-0.04						3			
Apr-27			77.7	15	17:12	94	47	30.16	30.03	30.10	-0.07						2			
Apr-28	1835	1920	109.3	24	10:52	98	83	30.06	29.73	29.90	-0.20						P			
Apr-29			50.6	13	15:16	98	60	29.86	29.69	29.78	-0.12						P			
Apr-30	0515	1005	47.6	15	21:46	98	83	29.71	29.17	29.44	-0.33					1	P			
TOTAL NUMBER AVERAGE NORMALS DEPARTURES	Column 23		2516.0	578		2717	1273	903.90	898.14	901.02	DAYS	0	0	0	0	6	14	1		
	Mar. Wind Run		30	30	30	30	30	30	30	30	Normal	0.0	0.1	0.3	1.9	3.4	13.1	3.4		
	Total		2516.0	83.87	19.27	13:32	90.57	42.43	30.13	29.94	30.03	Depart.	0.0	-0.1	-0.3	-1.9	2.6	0.9	-2.4	
	Miles		2508.8	79.0	21.3		88.4	40.4	30.11	29.88	29.99	Rating ▶	0	0	0	0	6	27	3	
	Miles		7.2	4.9	-2.0		2.2	2.0	0.02	0.06	0.04	Intensity								
MAXIMUM DATES		Dates	228.6	37	SSW	98	83	30.53	30.40	30.46	0.22	GLAZE	SLEET	SNOW	FOG		Dew	Frost		
		1	Apr-01	Apr-01	16:13	Apr-15	Apr-28	Apr-10	Apr-08	Apr-10	Apr-02									
		2				Apr-23	Apr-30													
		3				Apr-28														
Min. Temps. >= 70°F		4			Ave. Max.	Apr-29						5. Very Heavy 4. Heavy-Unusual 3. Moderate - Ave. 2. Light - >= Ave. 1. Very Light - Slight - Trace M - Event with intensity missing								
2023 0		Dates	41.8	12	35.0	77	16	29.71	29.17	29.44	-0.53									
Ave. 0.2		1	Apr-19	Apr-19	Dep.	Apr-12	Apr-18	Apr-30	Apr-30	Apr-30	Apr-01									
Departure -0.2		2	Apr-20	Apr-20	2.0															
Days Min. <=32 °F		1	MIN.	≤ 75	≤ 70	≤ 65	≤ 60	≤ 55	≤ 50	≤ 45	≤ 40	≤ 35	≤ 30	≤ 25	≤ 20	≤ 15				
Days Min >=70°F		0	Days	30	30	30	28	24	16	12	7	2	0	0	0	0				

**April - 2023**

Apr-01	CLOUDY IN COLOR-FIRST PEA SIZE HAIL LASTED ABOUT 2 MINS. - ALSO FIRST STRIKE OF 2ND TS WAS VERY CLOSE AND SURPRISING AND VERY LOUD-3RD PD. OF PRECIP. OF 2ND TS WAS 1925-2055
--------	--

## Rules for making Observations in 2023

Apr  
2023

## DAILY RECORDS FOR THE MONTH

The Glen Allen Station had 13 Records or Record Ties in April 2023

1

2

3

4

5

6

7

8

9

10

11

12

13

14

15

16

17

18

19

20

21

22

23

24

25

26

27

28

29

30

The minimum temperature on the 5th was 61.2&amp;deg;F, a new 14-year warm daily minimum temperature record for the date - the old record was 53&amp;deg;F in 2010.

The maximum temperature on the 8th was 52.3&amp;deg;F, a new 14-year cool daily maximum temperature record for the date - the old record was 53.4&amp;deg;F in 2018.

The daily temperature range on the 8th was 10&amp;deg;F, a new 14-year LOW daily temperature range record for the date - the old record was 12&amp;deg;F in 2011.

The daily temperature range on the 11th was 38.6&amp;deg;F, a new 14-year HIGH daily temperature range record for the date - the old record was 36.6&amp;deg;F in 2022.

The daily temperature range on the 12th was 34.6&amp;deg;F, a new 14-year HIGH daily temperature range record for the date - the old record was 30.7&amp;deg;F in 2015.

The maximum temperature on the 12th was 83.2&amp;deg;F, a new 14-year daily HIGH maximum temperature record for the date - the old record was 83&amp;deg;F in 2013.

The maximum temperature on the 13th was 87.4&amp;deg;F, a new 14-year daily HIGH maximum temperature record for the date - the old record was 86.9&amp;deg;F in 2022.

The daily temperature range on the 13th was 37.5&amp;deg;F, a new 14-year HIGH daily temperature range record for the date - the old record was 28.7&amp;deg;F in 2015.

The daily temperature range on the 17th was 17.2&amp;deg;F, a new 14-year LOW daily temperature range record for the date - the old record was 18&amp;deg;F in 2012.

The maximum temperature on the 20th was 88.8&amp;deg;F, a new 14-year daily HIGH maximum temperature record for the date - the old record was 85&amp;deg;F in 2011.

The daily temp. range on the 20th was 34.4&amp;deg;F, and EQUALED the, 14-year HIGH daily maximum temp. range record for the date - the old record was set in 2021.

The maximum temperature on the 21st was 87.4&amp;deg;F, a new 14-year daily HIGH maximum temperature record for the date - the old record was 86.8&amp;deg;F in 2017.

The minimum temperature on the 26th was 39.3&amp;deg;F, a new 14-year LOW daily minimum temperature record for the date - the old record was 40&amp;deg;F in 2013.

## **April 2023**

### **Springfield Park, Glen Allen - Henrico Co., VA**

April was the third wettest April on record with 4.33 inches of precipitation which was a departure of 1.06 inches. Measurable precipitation occurred on only 8 days which was the second least and the record for April is six. The most precip. in a calendar day this month was 2.01 inches on the 28<sup>th</sup> which was a new record. The most precip. in a 24-hour period for Apr. was 2.01 inches on the 28<sup>th</sup> which is the second most; the record is 2.50 inches in 2014. The max. temp. of 52.3 degrees F on the 8<sup>th</sup> was the lowest max. The month had 6 thunderstorms which tied for the highest number on record for April.

The mean temp. for April of 61.1 F was a 2.2 deg. F departure from the 14-year average and the 5<sup>th</sup> warmest April since 2009. The average max. temp. was 73.9 F which was a 3.1 F departure. The average min. was 48.4 degrees F which was a 1.3 F departure. April was average in cloud cover. The highest average daily temp. range of 38.6 was on the 11<sup>th</sup> and the minimum range was 10 degrees F on April 8<sup>th</sup>. Freezing temperatures were recorded only once the 10<sup>th</sup> of the month and the average is 1.6 days. The highest min. temp. was 61.3 F on the 6<sup>th</sup>.

The ground temperature was 59.7 F, the second highest since 2009, because of the early spring.

The daily wind run for April 1<sup>st</sup> was 228.6 a new record for April; the previous record was 226.1 set in 2011.

The min. barometer was 29.17 which was the lowest since March 12, 2014.

The highest barometer was 30.55 which was the 4<sup>th</sup> highest for April since 2009.

There was a total of 13 daily records or tied records for April for the 14-year pd.

Springfield Park reported no snow in April. The last measurable snow for April was 0.5 inch on April 7, 2018.

### **Richmond International Airport 2023**

The April precipitation total was 4.05 inches, a departure of .87 inches. Measurable precip. occurred on only 9 days.

The Airport's average mean temp. was 61.8 F with a departure of 3.4 degrees F.

#### **The Airport had 2 new daily records or ties for April.**

The daily mean temp. of 73.5 degrees F for the 5<sup>th</sup> was a new record; the previous record was 72.0 degrees F in 1929.

Richmond had 1.76 inches of precipitation on April 28 which was a new record for April; the previous record was 1.34 inches in 1923.

# ACON - VA/NC/SC

The Atlantic Coast Observer Network: Virginia, North Carolina, South Carolina

April 2023

## Station summary of Climatological Data

Observer: Lowell L. Koontz

Acon Station ID: West Henrico Glen Allen, VA

Observation Times: Temps Recorded 2400 Precipitation Recorded 2400

### TEMPERATURE °F

A	AVERAGE MAXIMUM	73.92
B	AVERAGE MINIMUM	48.35
C	MEAN MONTHLY	61.14
C1	MEAN TEMP DEP.	2.21
D	MAXIMUM	88.8
E	DATE(s) OF MAX.	Apr-20
F	MINIMUM	31.6
G	DATE(s) OF MIN.	Apr-10
H	# DAYS MAX. > = 90°	0
I	# MAX. < = 32°	0
J	MIN. < = 32°	1
K	MIN. < = 0°	0
K1	AVE RELATIVE HUMIDITY	66.5

### WIND MPH

L	MAX. GUST	37
M	DIRECT. OF GUST	SSW
N	DATE	Apr-01
	TIME	16:13

### NUMBER DAYS WITH -

O	THUNDER	6
P	HAIL	1
Q	GLAZE	0
R	ICE PELLETS (SLEET)	0
R1	DENSE FOG < = 1/4 MILE	0

### PRECIPITATION INCHES

T	MONTH TOTAL	4.33
U	CALENDAR DAY MAX.	2.01
U1	DATE OF MAX.	Apr-28
V	24-HR. PERIOD MAX.	2.01
V1	DATE(s) OF MAX. PD.	04-28
W	# DAYS > = 0.01"	8
X	# DAYS > = 1.00"	1
Y	YR. TO DATE TOT.	11.30
	MAX. 1 HR. PRECIP.	0.49
	MAX. 5 MIN PRECIP.	0.18

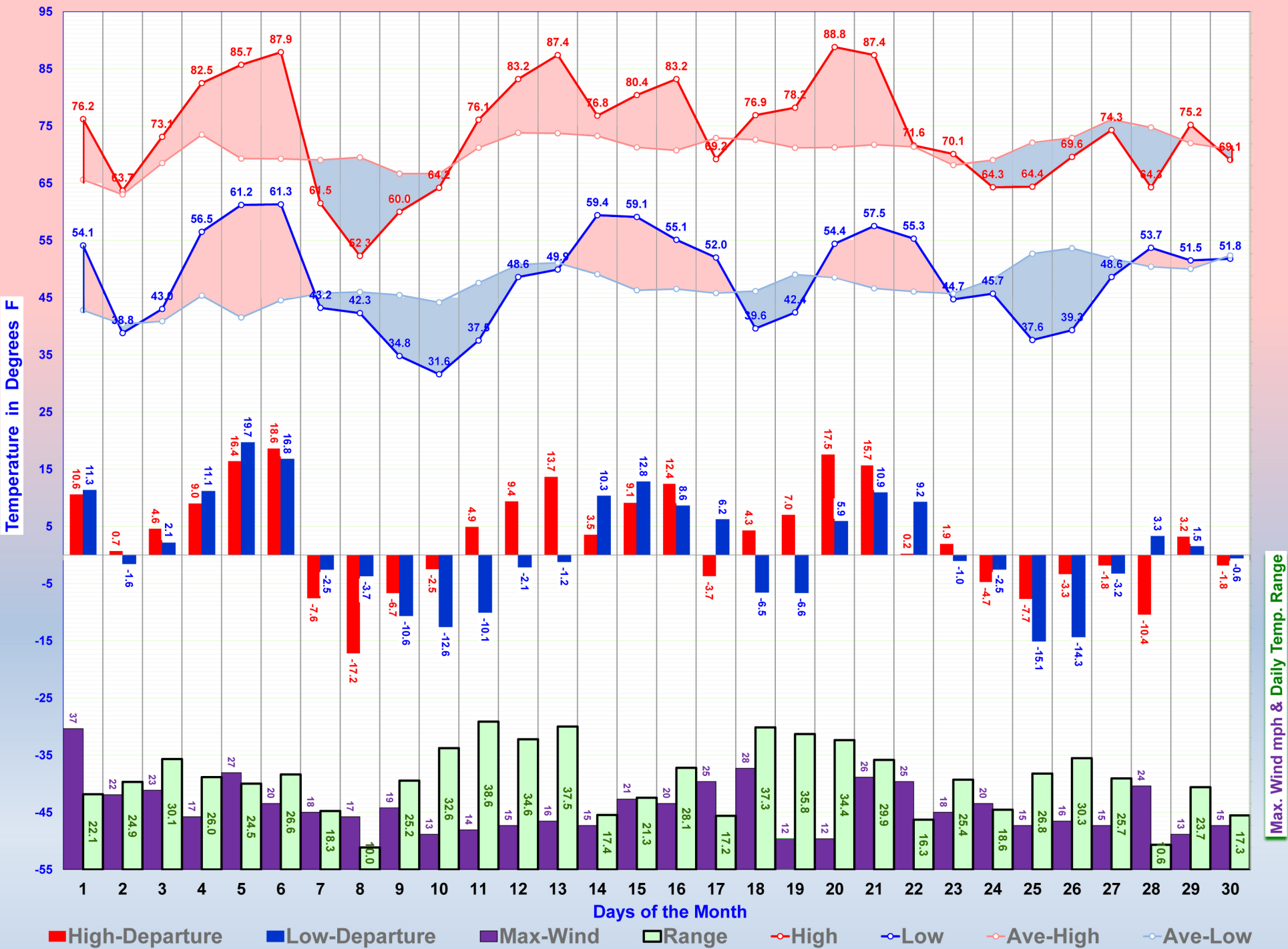
### SNOWFALL INCHES

Z	DAILY MAXIMUM	0
1	DATE OF MAX.	
2	DAYS= > TRACE	0
3	DAYS > = 1.0"	0
4	MONTHLY TOTAL	0
5	2022 - 2023 SEASON'S TOT.	0.4

### BAROMETER

6	MAXIMUM	30.53
6A	DATE	Apr-10
7	MINIMUM	29.17
7A	DATE	Apr-30
8	AVE. MONTHLY PRESSURE	30.03
CWA	NWS COUNTY WARNING AREA	Henrico

# SPRINGFIELD PARK'S APRIL TEMPERATURE & WIND GRAPH



# The Richmond International Airport APRIL TEMPERATURE GRAPH

Temperature Range in Degrees --- Temperature in Degrees F

